




**FEDERATION INTERNATIONALE
DE NATATION**



DIVING OFFICIALS MANUAL

January 2014

MESSAGE FROM THE FINA PRESIDENT



Dear Friends,

It is my pleasure to introduce you the **2014 FINA Diving Judges Manual**, a publication aimed at the development and promotion of this discipline worldwide.

The success of diving is today a reality and our major competitions are highlighted by the beauty of this discipline. The devotion of our Stars, the preparation and knowledge of our coaches and the quality of judging are essential to reach these achievements. That is why this Manual is important to update the guidelines used by the judges refereeing FINA diving competitions.

With the creation of the FINA Diving Judges School, our mission of harmonising the application of the diving rules became easier and more efficient. The criteria to evaluate the performance of our athletes are now clearer and better understood by all those involved in this spectacular sport. The information published in this Manual completes the programmes developed in these Schools.

I would like to take this opportunity to express my gratitude to the FINA Technical Diving Committee (TDC) for its effort in editing this Manual. Their work and dedication to diving must be underlined.

For all the FINA Member Federations and especially for the Diving Family I am sure that this edition will be useful in their activities. The knowledge it contains is surely important to further enhance the image and popularity of this discipline.

Sincerely,

A handwritten signature in blue ink, appearing to read 'J. Maglione'. The signature is stylized and is positioned above the printed name.

Dr. Julio C. Maglione
FINA President

**FINA Office
Av. De l'Avant-Poste 4
1005 Lausanne**

www.fina.org

January 2014

PREFACE

The new edition of this manual has been prepared by the FINA TDC to provide guidelines to diving judges and administrators and does not replace the diving rules in the FINA Handbook.

If an explanation is accompanied by a citation of a diving rule number, that number refers to the FINA Handbook 2013 - 2017 edition.

Readers of this manual should be aware that changes to the rules may result in re-numbering of the rules.

Rule changes for FINA Diving Rules (D) and FINA Masters Diving Rules (MD) can be decided by the FINA Technical Congresses. The next FINA Technical Congress for Diving will be in the year 2017 and for the Masters Diving in the year 2017. Rule changes in FINA Facilities Rules (FR) can be decided by the FINA General Congresses only (the next one in the year 2017).

FINA TECHNICAL DIVING COMMITTEE 2013-2017

| | |
|-----------------------------------|---|
| <i>Chairman:</i> | Kathy Seaman (CAN) |
| <i>Vice Chairman:</i> | Zhou Jihong (CHN) |
| <i>Honorary Secretary:</i> | Georgia Fyrigou-Consolo (GRE) |
| <i>Members:</i> | Hesham Ibrahim Seifallah (EGY) |
| | Dominique Philippopoulos (RSA) |
| | Fernando Platas Alvarez (MEX) |
| | Steve McFarland (USA) |
| | Bashar Al-Saffar (KUW) |
| | Edwin Chong Ah Kew (MAS) |
| | Melanie J. Beck (GBR) |
| | Anke Piper (GER) |
| | Klaus Dibiasi (ITA) |
| | Alexey Vlasenko (RUS) |
| | Mathz Lindberg (SWE) |
| | Eric Brooker (AUS) |
| | Frans van den Konijnenburg (NED) |
| | Michael Geissbühler (SUI) |
| <i>Bureau Liaison:</i> | Jesus Mena Ocampo (MEX) |

Chapter 1**INTRODUCTION****2014-03-05****1.1 Fundamentals**

Diving is an aquatic sport under the roof of FINA (Federation Internationale de Natation).

Competition Diving is divided into the disciplines springboard and platform diving. The heights are: 1m and 3m springboard and 5 - 10m platform. In addition to the individual disciplines there are synchronised diving 3m springboard and 10m platform events.

Diving is an unstructured and non-competitive **Leisure Sport** as well and a part of the educational program for life guards and teachers.

Recently a new event has been added to FINA program: **High Diving**. High diving is normally performed from 15 - 27m high cliffs or temporary built platforms.

1.2 History

Diving as a sport in the modern area had his origins in Germany and Scandinavia in the 18th and 19th Centuries, but the thrill of hurling yourself from a height head-first into water is age-old. But the joy of diving can be traced back to Antiquity.

The *Tomba del Tuffatore* (*Divers Grave*) shows a man graceful jumping from a platform. The picture is a symbol for the progress of life from birth to death.



The picture was found in Paestum in southern Italy, around 475 before Christ.

In the 8th century before Christ diving is mentioned already in Homers Odyssey in Greece. At this time diving was more a military exercise than a competition. The Romans as well as Germanic peoples used diving as military exercise.

Diving as a competitive sport developed after gymnasts in Germany and Sweden began to practise their routines over water from the 18th Century. Diving and swimming had been traditional activities of a guild of salt boilers in the German town of Halle known as "Halloren". They practised their diving feats from a bridge over the river Saale and showed off their skills at festivals. One of their foremost divers, named Tichy, was instrumental in forming the first diving association in 1840 with

links to the German gymnastics movement. They were known as “Tichy’sche Frösche” (Tichy’s frogs), and most members were gymnasts.

In Sweden, wooden scaffolding was built around lakes and on beaches for the public to try out their acrobatic routines in the summer month. The challenge was there for anyone brave enough to perform diving feats. In 1898, the *Encyclopedia of Sport* reported: “one has to go to Sweden to see this beautiful branch of the art displayed to perfection. There, somersaulting from great heights and swallow-like flights of a whole team are common.”

The first known book on diving was published in Germany in 1843. The oldest German club, der *Berliner Schwimmverein von 1878*, was known as *Neptun* and started international diving contests in 1882.

The first diving rules were adopted in 1891. The International Olympic Committee traces the start of competitive diving to Britain at much the same time as in Germany. Swedish divers gave exhibitions there, stimulating the formation of the Amateur Diving Association of England in 1901. At around the turn of the 20th Century, enthusiasts were leaping into the water from bridges in the United States, though the activity was discouraged because of bad accidents.

Supported by Germany, diving made a controversial plunge into the **Olympic** arena in 1904 at the third **Games** of the modern era in St. Louis, Missouri (USA). Local eye doctor George Sheldon brought the United States the sport’s first Olympic gold medal with a disputed victory over the German favourites in the “fancy diving” event involving two Americans and three Germans. Sheldon, 30, displayed a simple technique but hit the water with a neat, straight entry, an aspect neglected by the Germans who uncorked a spectacular array of acrobatic, somersaulting dives but did not worry how they concluded them.

The judges put the scoring emphasis on the total dive rather than purely on dazzling stunts in the air. They declared Sheldon the winner with 12.66 points and Hoffmann (GER) second on 11.66. Braunschweiler (GER) tied for third place with Frank Kehoe (SA) on 11.33 but the German declined to contest a dive-off, leaving Kehoe with the bronze. The competition is recorded as a “platform” event but it was not the 10m tower we know today. It was contested on a rigid board about 3m above the water level mounted on a floating platform.

Gottlieb Walz (GER) won the diving at the 1906 Intercalated Games in Athens that were never recognised by the International Olympic Committee. The event was held in the Bay of Zea at Phaleron from boards set up on a Greek naval vessel. Walz, leaving nothing to change, brought his own 6m long springboard on the train. Divers had three dives from each of three boards at 4m, 8m and 12m.

And so we plunge into the first 100 years of FINA history, from 1908.

Women’s diving was included in the Olympic Games for the first time at Stockholm in 1912 when Sweden’s Greta Johansson won on the platform.

Synchronised diving completed the Olympic diving family in 2000.

The growth of the sport owes much to the promoting and development of diving at the **FINA World Championships** that began in 1973 in Belgrade. Events at that first

Championship were restricted to the 3m springboard and 10m platform for men and women. The 1m springboard was introduced in 1991, while synchronised events off the 3m springboard and 10m platform followed in 1998.

Diving's biennial **FINA Diving World Cup** was first contested in Woodlands, Texas, in 1979.

The annual **FINA Diving Grand Prix** series followed in 1995, with a Super Final between 1998 and 2006.

The newest event in the sport, the **FINA Diving World Series**, started in 2007.

At the FINA Diving World Cup 2014 a **Team Event** (involving a male and a female diver) will be added.

At most of the **Continental Championships** diving is a part of the program. In addition diving is an inherent part of the **Universiade** and the **Commonwealth Games**.

Sweden and Germany were the early pioneers of diving and produced all but one of the Olympic champions before the First World War. The exception was George Sheldon (USA), the very first Olympic champion in 1904. It was not until 1920 that the United States celebrated another Olympic diving gold medallist but from then on it was USA all the way for decades on end. After Richmond Eve (AUS) won the last plain highboard event in 1924 every single Olympic diving title fell to the Americans until Joaquin Capilla (MEX) won the platform in 1956. The genesis of that long area of USA supremacy can be traced back to Sweden.

Ernst Brandsten, who finished seventh – and sixth among Sweden's – in plain high diving at the 1912 Olympic Games in Stockholm, emigrated to California and coached a dynasty of champions of the stamp of Clarence Pinkston, Al White and Pete Desjardins. Brandsten inherited the traditions of Sweden's diving pioneers and introduced revolutionary ideas of his own, achieving such success in more than 30 years at his base at Stanford University that they called him "the father of diving in the United States." Working with fellow coach Fred Cady, he introduced a more flexible laminated board with a moveable fulcrum, which gave higher bounce and enabled his charges to execute more difficult dives. Cady, who enjoyed comparable success in southern California for 33 years, coached Olympic diving champions Harold Smith, Michael Galitzen (Mickey Riley), Georgia Coleman and Marjorie Gestring, as well as swimming gold medallist Buster Crabbe.

Brandsten's laminated board gave way to aluminium, notably Norman Buck's "Buckboard" which was used at the 1952 and 1956 Olympics. Then came the "Duraflex", designated and developed by another American, Ray Rude, which provided still greater flexibility and enabled divers to perform additional twists, somersaults and rotations. Rude, an aircraft engineer, made his first board from a rejected aircraft wing panel and developed it in the 1950s. Among those who tested it was Gary Tobian (USA), who gave advice on its development and won the 1960 Olympic springboard title on the "Duraflex" board. With the addition of the "Duraflex" a decade on and then the "Maxiflex Model-B" (nicknamed "Cheeseboard"), Rude's boards have continued to hold sway.

From the poolside, Lyle Draves, Dick Kimball and Ron O'Brien maintained USA dominance after the Second World War. Draves coached his wife Vicki Manalo Draves, Pat McCormick and Sue Gossick to Olympic gold. Kimball coached Olympic champions Bob Webster, Micki Kind and Phil Boggs as well as his own son Bruce, Olympic platform silver medallist in 1984, while O'Brien's greatest champion was Greg Louganis, whose early career was guided by Olympic champion Sammy Lee.

China superseded the United States as top diving nation and in the 1980s Louganis was the only one to beat them consistently.

Before China's domination started, and after the gold medal from Mexican Joaquin Capilla at the Olympics 1956 in Melbourne the following divers were able to break the dominance of the divers from USA: Klaus Dibiasi (ITA) won three platform titles in a row (1968, 1972 and 1976), Ingrid Krämer (GDR) won three gold medals as well and Ulrika Knappe (SWE) was two times unbeatable.

In addition, Milena Duchova (TCH), Vladimir Vasin and Irina Kalinina (URS), Falk Hoffmann and Martina Jäschke (GDR), and Sylvie Bernier (CAN) were able to penetrate into the phalanx of the US champions.

Dimitri Sautin (RUS) took over as chief male challenger in the 1990s and Alexander Despatie (CAN) joined him at the turn of the century.

Among the women, the main challenge came from Russia and Australia, the latter themselves coached trained by Chinese coaches.

Otherwise, China has exerted a dominance comparable only to that of the USA in their heyday. The first Olympic gold for China won Jihong Zhou from the 10m platform in Los Angeles. Leading architect of that success was Xu Yiming. From 1984 to 1996, when Xu stepped down after the Atlanta Games, China's Olympic diving medal haul was 9 gold, 6 silver and 4 bronze. The World Championships count was 9 gold, 10 silver and 3 bronze. (*Aquatics 1908 – 2008; FINA, 2008*)

During the last years China's dominance could only be broken by Matthew Mitcham (AUS) on 10m platform at the Olympics in Beijing, David Boudia (USA) on the 10m platform and springboard and Ilya Zakharov (RUS) on the 3m springboard at the Olympic Games in London.

Chapter 2: Judging Scale

In the sport of diving, a judge's award can range from zero (0) to ten (10) points. Awards are given in half point increments according to the following scale.

| | | |
|-------------------|-----------|--------|
| Excellent | 10 | points |
| Very Good | 8.5 – 9.5 | points |
| Good | 7.0 – 8.0 | points |
| Satisfactory | 5.0 – 6.5 | points |
| Deficient | 2.5 – 4.5 | points |
| Unsatisfactory | 0.5 – 2.0 | points |
| Completely failed | 0 | points |

During the course of a diving contest, the judging of dives becomes a process of comparison. Given this fact, it is recommended that the scale be used as a “flexible” scale to apply to a particular contest, not a “straight” scale to apply equally across all levels of competition - age group, senior and masters.

To illustrate, in a Group C age group contest, a diver who performs a very good forward 1½ somersaults in pike position should be awarded between an 8 ½ and 9 ½ under the “flexible” scale principle. In contrast, we would expect a senior diver to perform the same dive with a stronger takeoff, higher jump, and tighter position on the entry to receive a score in the very good range (8 ½ to 9 ½).

If the principle of a straight scale were applied, it would be difficult for a Group C age group diver to be awarded higher than a 5, based on what we would expect to see from a senior elite diver.

Using the straight scale principle may result in discouragement on the part of the younger, less experienced divers as well as reducing a judge's ability to discriminate between quality of performance of dives because of the smaller range of awards to work with.

When judging, it is important to use the scale as a “flexible” scale to compare divers in a particular contest, rather than a “straight” scale to apply across all diving competitions.

Chapter 3. Elements of a dive

There are five elements of a dive to consider when judging the overall impression of a dive (see Figure 3.1):

1. Starting position
2. Approach
3. Takeoff
4. Flight
5. Entry into the water




Figure 3.1

A judge must keep each element in mind when viewing a dive but the dive should be judged as a whole, without overemphasizing any single element. This approach to judging is especially true when it comes to the entry. It is very easy to forgive earlier flaws if a dive enters the water vertically and without a splash. Although a good entry is very impressive, all parts of the dive are to be judged.

In general, a judge should look for the following when evaluating a dive:

3.1 Starting Position for Running Dives and Backward Takeoffs

Good posture – Except for armstand dives, the diver should be standing straight and not be slouched, the head in line with the body, the elbows straight, and the feet together.

3.2 Starting Position for Armstand Dives

In the starting position for armstand dives the diver should obtain an inverted vertical and straight position with the elbows straight, the feet together, the toes pointed, and show a steady balance.

3.3 Approach For Running Dives

Smooth flowing approach - the motions should be smooth, aesthetically pleasing, and in a forward direction toward the end of the springboard or platform with the final step being from one foot.

Hurdle - the hurdle should be strong and initiated from one foot with a landing on both feet at the end of the springboard or platform.

Balance on forward approaches - the diver should be balanced and in control of his / her movements during the approach and hurdle.

3.4 Takeoff

Balance and control - the takeoff should be balanced and controlled so as to allow the diver to achieve good height and appropriate distance from the springboard or platform.

3.5 Flight

Adequate height - the height achieved should provide enough time in the air to complete the rotation and allow the dive to travel a safe distance from the board.

Safe distance - the dive should clear the end of the board or platform by a safe distance.

Body Position - the form should be tight and precise according to the dive description.

Mechanics of the dive – the dive number observed by the judge before the dive is performed should create a mental image of the dive in the mind of the judge. During the flight it is compared to the expectation of what the dive should look like in the air. Observing the number of somersaults and / or twists as well as the overall aesthetic appearance during the flight path of the dive is an important responsibility of the judge.

3.6 Entry

Angle of Entry - the dive should enter the water vertically.

Body line and alignment of arms and head on head first dives - the position of the diver's head, arms, and body should give the appearance of a straight line as the diver enters the water.

The arms should be straight and directly overhead, the legs straight and together, and the toes pointed.

Body line and alignment of arms and head on feet first dives - the position of the diver's head, arms, and body should give the appearance of a straight line as the diver enters the water.

The arms should be straight and at the sides, the legs straight and together, and the toes pointed.

Distance - the dive should not be too close, too distant or off to the side of the springboard or platform.

Twist on Entry - the dive should be square (without any twist) as it enters the water.

Amount of Splash - a properly performed dive will result in an entry with a minimum splash.

An exceptionally good entry will result in what is called a "rip" entry with almost no splash.

Elements to Ignore

Two elements not to consider when judging, are the approach to the starting position of a dive and a diver's movements beneath the surface of the water.

The deliberate movement underwater by a diver is called a save. A save is a diver's attempt to make the dive appear to enter the water vertically (see Figure 3.2 a and b).

Saves are a legitimate part of the technique of diving, and even though the saving action underwater may be viewed clearly, the diver should not be penalised (unless the saving action adversely affects the dive above the water).




Figure 3.2 a: Pike Save




Figure 3.2 b: Knee Save

Chapter 4. The Judges

Before examining each of the dive elements in further detail, it is important to discuss the role of a judge during a diving competition.

FINA's Diving Rules and Regulations outline specific duties a judge must perform.

In addition to these duties, there are other factors which may be considered when judging is outlined in this Section.

4.1 Judging diving - overview

As you watch diving, you will observe several divers doing the same dive, although it may never look quite the same. This is because each diver has unique mannerisms, characteristics of movement, strengths and timing - an abstract but observable phenomenon called "style". Style is difficult to assess by any standard, except whether or not you like it.

That is why it is hard to judge diving. Even though there are criteria divers must meet for each dive, evaluations of the performance remains a subjective process. This is why a diving contest is not evaluated by just one judge, but rather a panel of judges who act as a team to arrive at the correct score for the dive.

4.2 Composition of a judging panel

The size and importance of a diving competition usually determines the composition of the judging panel.

For each individual competition of the Olympic Games, World Championships and World Cups, seven (7) judges recognized by FINA shall be appointed. For all other individual competitions, five (5) judges are sufficient, but seven (7) is preferred. When considered suitable, double panels of seven (7) or five (5) judges can be used in the same event. The panels should alternate after a maximum three rounds and, when possible, judge the same total number of dives.

For each competition in synchronised diving at the Olympic Games, World Championships and World Cups, eleven (11) judges will be used whenever possible. When eleven (11) judges are used, five (5) will judge solely the synchronisation of the divers and six (6) will judge the execution of dives (three judging the diver closest to them on their side of the pool and three judging the other diver closest to them on their side of the pool). For all other competitions, nine (9) judges may be used, five (5) of which will judge solely the synchronisation of the divers and four (4) assigned to the execution of the dive (two on one side and two on the opposite side judging the diver closest to them).

4.3 The placement of the judges

The referee shall place the judges close together and preferably on both sides of the diving boards. The larger number of judges should generally be placed on the side closest from the board. If the referee considers it not appropriate to have judges on both sides, the

judges may be placed together on one side. The numbering of judges' chairs shall be clockwise when facing the springboard/platform from the far end of the pool (i.e. starting on the chair on the left side of the pool furthest from the board). For synchronised diving, the chairs for synchro judges shall be preferably in a line behind each other and be placed in between the execution judges on each side of the pool. The recommended placement of judges' chairs is following FR 5.3.12 and FR 5.3.13 and diagrammed in Annex 2 (FINA Facilities Rules).

Once placed, a judge shall not change positions, unless instructed to do so by the referee.

4.4 Specific duties of a judge

The overall duty of a judge is to subjectively evaluate the performance of each dive according to the rules and guidelines set forth.

This includes:

1. Listening carefully to each dive being announced and taking note of the displayed dive number.
2. Paying full attention to the dive being performed.

After each dive, each of the judges, without communicating with one another, shall immediately enter his or her award into the electronic touch pad. When flash cards are used, each of the judges, upon a signal given by the referee or the announcer, shall immediately and simultaneously, without communicating with one other, display their award.

Judges who are selected for a contest are responsible for judging that entire session, unless, due to unavoidable circumstances, a judge must be replaced or because double panels are used.

4.5 Requirements for good judging

The above-mentioned duties are a very important aspect of a judge's overall responsibility.

However, the art of judging is not only a question of having sufficient knowledge of the FINA Handbook. In reality, the written rules are the easiest part of judging. The difficulty lies in mastering the unwritten rules and factors which influence a judge as listed below (well known as "**The Golden Rules**")

• ***Knowledge of the sport***

Obviously, knowledge of the sport is essential. However, no person is born with it.

It can be acquired by learning to dive under good instruction, studying the FINA Handbook and other texts, participating in judging seminars, discussing the sport with knowledgeable persons, and most importantly, by observation in person and by viewing videotapes, films, and other media. A great deal can be learned about the sport by studying videos of all levels of diving and getting exposure to as many diving competitions as possible. No judge, however seasoned, should stop studying and observing. Even the real experts lose their "diving eye" after several months without contact with diving. It is very important to stay up-

to-date on the rules and developments of this dynamic sport.

• ***Patience, patience, patience***

There are several reasons a judge needs a lot of patience. Firstly, most of the problems that occur during a diving contest are not described in the rules. No written rule describes, for instance, the difference between scores of 7 and 8 for a “good” dive. The small differences are completely dependent on the judge’s own opinion. The written rules leave the decision almost completely to the judge.

There are very few rules which describe exactly what the judge should do.

“Deduct ½ - 2 points,” for instance, leaves much space for individual opinions. A judge could award either a 6 or a 7 without breaking any rule. The same applies to the rules “maximum 4.5 points” or “deduction according to own judgement” - and so on.

Thus, much of the judging system is based on the discernment and experience of the judge.

Secondly, just as the diver must train his or her body, the judge must train his or her eyes. It is not sufficient to have an abundance of experience and good judgement if you cannot see what is happening in the air. The fine details cannot be grasped without regular training and observation, especially considering the very complex and rapid movements in today’s diving.

Finally, patience becomes particularly important in situations where a judge finds himself or herself faced with an unhappy, disappointed parent or a coach vocally dissatisfied with the results. Under these circumstances, a judge must control any temper he or she may have, remain tactful, and be able to take criticism calmly, even though it may not be justified.

• ***Be aware of your prejudices – Judge what you see***

Every judge is affected by his/her preconceived opinions. For example, it is very easy for a judge to over-score the favourites, the “stars” who have been very successful in previous contests. The judge expects to see a good dive from the “star” diver, and therefore may rate the dive higher than it deserves. Similarly, a bad dive by a favourite diver may not get as low an award as a bad dive by an unknown diver.

There are also other variants, such as the “halo effect.” A diver who performs badly with his or her first few dives in a contest may give the judges the impression that the diver is not very good. The judges expect to see additional bad dives, and it may be more difficult for that diver to receive fair awards even if he or she performs better during the rest of the contest.

The opposite is also seen. An unknown diver starts a contest brilliantly. The audience and the judges give the diver their support. It seems that the diver is about to achieve a breakthrough. In this situation, it often happens that the judges expect the diver to continue to dive as well, and the diver may get high awards even if he or she performs badly on a subsequent dive.

The same thing can happen on single dives. The judges know in advance that a diver can perform a particular dive especially well. Alternatively, they may have seen a diver having difficulty with a certain dive during the practice session. In these situations, it can easily

happen that the judging of the dive is affected by the knowledge the judge has in advance. It is important for a judge to evaluate the dive the judge sees from the judge's chair during the competition, and not what was seen prior to the competition.

These prejudices or anticipated results often affect judges unconsciously. It is important for judges to be aware of the existence of prejudices and to ask themselves constantly: "Am I judging the dive or the diver?" "Am I judging what I see or what I expect to see?"

· ***Vary the judging***

A golden rule for each judge is to vary the judging – try to use the whole scale from zero to 10.

Since many judging analysis programs look at how many times a judge's score was outside the range of the rest of the panel, many judges tend to view it as a merit not to have the low or high award. A good judge must have the courage to raise the scores on good dives and lower the scores on bad dives. The first round is often decisive in telling whether a contest is going to be well judged or not. If one of the judges "breaks the ice" in the first round by giving an 8 or a 9 on a dive, it may open the door for the other judges to give high awards on good dives during the remainder of the contest. Cautious judging in the first round often results in a "4 - 7.5 contest." This is often referred to as getting into a "rut," where all the judges' scores fall within a small range for all divers throughout the competition. Divers become aware of this when it happens, and their incentive to do a great dive diminishes. When divers see that the judging is such that they can receive a high score for a good dive, there is more excitement and enthusiasm, and believe it or not, this usually results in a higher quality contest.

Therefore, remember that good judging results in good diving.

· ***Judge independently***

Of the other judges - a judge must judge independently of the other judges. If a judge's award differs from the awards of the other judges, then that judge should, in principle, be convinced that he or she is the one who is right. This "quiet confidence" is an important component of judging. A judge who has done his or her conscientious best to judge fairly should not worry if his or her opinion happens to differ from that of the rest of the panel. Judges sit in different positions and on different sides of the pool. From these different vantage points it is reasonable that awards may also differ somewhat. Judging diving is not an exact science, which is why more than one judge is used in a contest. If a judge starts to adjust his or her scores to the others, the judge can easily lose consistency in his or her judging. Remember, the goal of a judge is NOT to be part of a "BINGO" (where every judge gives the same award), but to give the right award for the dive!

Of the audience or deck population (coaches, athletes) - judges should never let the audience or deck population influence their judging. This can be very difficult to avoid, especially if a hometown favourite is in the contest. However, a judge's task is to give the divers a fair contest, not to please the audience. A judge has to resist letting distractions, such as the applause of the crowd, influence his or her award. Remember, the judge is the expert, not the audience.

· ***Do not make up for mistakes***

"I am the one who is right." is the correct attitude, but, as mentioned, only in principle. Of

course, judges sometimes make mistakes. It can happen to most judges in every contest. Judges may ask themselves, "How can I make up for my mistake?" The answer is - do not try to compensate by making the same mistake several times. Instead, accept that a mistake was made. For instance, if a judge believes that his or her award was too high an award on a twisted entry in the first round, the judge should not try to give an excessive award on all twisted entries in the entire contest. Similarly, if a judge awarded a particular diver too high in one round, the judge should not judge the diver low in the next round. In the long run, it is almost impossible to be consistent in that way. After a few rounds a judge is back in his or her normal way of judging whether the judge means it or not. So if a mistake was made when judging a dive, a judge should simply forget about it. This is why the two highest and two lowest awards are eliminated.

· ***Biased judging***

Biased judging is an offence against the concept of sportsmanship and fair competition. All divers, coaches, and judges agree on that principle. In spite of this, some judges believe that they are entitled to give their own divers a half point extra on each of their dives. This mistake should never be made! There is no "team" or even "national" duty to favour one's own diver. It is considered an unethical practice in the sport of diving. If you do not believe you can be fair, you should not be judging.

· ***Do not respond to biased judging***

Judges may claim it is their right to "respond" to bias judging. However, this mistake should be avoided. Just as it is unethical to engage in biased judging, it is equally unethical to respond to it. Even if one considers it a "measure of defence," it is cheating just the same.

If judges respond to biased judging, they are no longer entitled to criticise it because they are engaging in it themselves.

· ***Do not let degree of difficulty influence the award***

When judging a dive, the degree of difficulty should not be considered. The DD is calculated when determining the total score for the dive performed. Judges should expect the same proficiency for a forward 3 ½ somersaults in pike as they would for a forward 1 ½ or 2 ½ somersaults in pike.

· ***"Am I trained enough to judge today?"***

The best judge is sometimes the judge who refrains from judging and says: "No thank you. I have not watched enough diving lately." This is a judge who understands the importance of fairness in sport.

· ***Do not be concerned who is winning or losing***

It is the judge's responsibility to judge each dive as it is performed, without consideration of the final standings. The judge should not try to calculate the running score or current standing of the contestants. There should be no observation of the scoreboard when it displays the standings or current score totals.

Chapter 5

THE REFEREE

The role of the referee in a diving contest is of extreme importance. It is the referee's duty to manage the competition, ensuring that both divers and judges are adhering to the rules and regulations.

As the rules are an instrument of action, the referee should know them thoroughly (D 6). Section D 6 of the FINA Handbook lists the prescribed duties of the referee.

The referee has many responsibilities associated with a diving contest.

These responsibilities can be organised into the following areas:

1. Before the event
2. Before each dive
3. During each dive
4. After each dive
5. During the event (general)
6. After the event.

5.1 Duties before a competition

1. **Inspect equipment** (i.e. - springboards, fulcrums, platform surface). Make sure all equipment is in proper condition and ready for the competition.

This inspection shall be done by the meet director in advance of the divers' arrival, but the referee must determine if it has been done.

2. **Check for proper water temperature.** The water temperature shall be not less than 26 degrees Celsius (79 degrees Fahrenheit) or higher, but whenever possible should be 3 - 4 degrees warmer. Verifying the temperature well before the arrival of the athletes will allow time for changing it if necessary (FR 5.3.9).
3. **Check for adequate water agitation.** At some facilities the water agitation is not sufficient. The referee or meet director should take care that sufficient water agitation is placed under the diving equipment (FR 5.3.10).
4. **Check for adequate lighting.** Light can be a very disturbing factor if it comes from the ceiling or from glass walls in front or back from the boards. Poorly performed dives may result from inadequate lighting. The referee should take care that equal light conditions prevail over the entire diving area (FR 5.3.7 and for Olympic Games, World Championships, and World Cup see FR 6.1.1).
5. **Ensure spectator seating and deck access will not interfere with contest.** At many competitions the spectators are placed too close to the judges or people move around the diving area without care. The referee shall insist on a buffer area surrounding the judges and restricting the area behind the diving boards and the tower during the event. This area should be used only by the divers in the competition. Excessive movement in front of the diving equipment should also be controlled. The referee will also ensure there is clear space around the judges to prevent interference with the concentration of the judging panel.

5.2 Duties before an event

1. **Arrange the seating of the judges.** The referee shall place the judges close together and preferably arranged on both sides of the diving boards and platforms so that they have a profile view of the diving board(s) to be used in the event (FR 5.3.13.9).
2. **Inspect the list of dives submitted for each diver.** When a statement in the list is not according to the rules, the referee shall have it corrected before the beginning of the event. The diver shall be informed of the referee's decision as soon as possible (D 6.3 and D 6.4).
3. **Assistant referees.** Under certain circumstances it will be necessary to appoint assistant referees to observe the divers on the platform, to confirm the awards prior to their announcement or, in synchronised diving, to observe the performance of the divers on the other opposite side from the referee. The referee will advise any assistant referees about their respective duties (D 6.2).
4. **Work with the scoring table.** Determine that the scoring table personnel have the proper scoring sheets and understand their duties.

5.3 Duties during an event

1. **Before a dive.** When the dive is announced the referee should check the dive number board to ensure it corresponds with that on the diver's list of dives, ensure that the pool is clear, and give a signal to start which should not be given before the diver has assumed his position. The signal of preference is an electronic beeper or whistle (D 6.8 and D 6.11).

If the diver starts the dive before the referee has given this signal, the referee shall decide whether the dive is to be repeated (D 6.13).

A referee should give a warning to a diver who is taking an excessive amount of time preparing for a dive. If a diver takes more than one minute to execute a dive after the warning, the diver shall receive 0 points for the dive (D 6.12).

2. During a dive

- a. During the execution of the dive, the referee shall observe the dive to ensure it is in accordance with the rules and take appropriate action where it is not, including (but not limited to) the following matters:
 - a balk or double bounce by the diver (D 6.21, D 6.22).
 - an incorrect dive or dive position is performed (D 6.17 and D 6.18).
 - the arms are not in the proper position at the time of entry (D 6.19).
 - the head or hands enter the water before the feet in feet first dives (D 6.19.1).
 - the feet enter the water before the head or hands in head first dives (D 6.19.2).
 - the diver over rotates or under rotates the twist or somersault by 90 degrees or more (D 8.6.6).
 - if a diver receives any assistance during the dive (D 6.20).

- if any distractions cause the diver to request a repeat of the dive (D 6.14 and D 6.15).

- b. In cases of questionable circumstances, the benefit should always go to the diver.

3. After a dive

- a. Ensure that all awards are being correctly displayed and recorded.
- b. In the event a diver balks, the referee, upon completion of the diver's second attempt, shall instruct the announcer to reduce each judge's award by two points. If the diver balks a second time, it is a failed dive. No further attempt shall be permitted (D 6.23, D 6.24 and D 6.25).
- c. If a dive is performed clearly in a position other than as written, the referee shall instruct the judges to award no more than two points (D 6.17).
- d. When one or both arms are held above the head in a feet first entry or below the head in a head first entry, the referee shall instruct the judges to award no more than 4 ½ points (D 6.19).
- e. When the referee is certain that a diver has performed a dive of a number other than that announced, the referee shall declare it a failed dive (D 6.18).
- f. If the feet enter the water before the hands in head first dives or the hands enter the water before the feet in feet first dives, the referee shall declare it a failed dive (D 6.19.1, D 6.19.2). Sometimes it is difficult for the referee to determine if a dive was failed. (see Figure 5.1). See *Case Study #1 Appendix 17*




Figure 5.1

In these cases, the referee will give a signal to the judges to show their scores. The judges can award zero even though the referee has not declared it to be a failed dive (D 8.1.7).

- g. If a dive is incorrectly announced and is executed by the diver, the referee may cancel it and have the correct dive announced and performed immediately (D 6.10).

- h. The referee may declare a dive to be failed if he or she determines that assistance has been given to the diver during the execution of the dive (D 6.21). The execution of the dive is considered to start when the signal is given by the referee.

It is very difficult to administer this rule. The referee must have considerable experience and good ears to know the tricks to assist a dive. But if the referee is convinced that help has been given, he must declare the dive to be failed.

However, if a person assists a diver by agitating the water, this is not to be considered assistance. Assistance is helping to stop a diver's spin or twist by some prearranged signal.

- i. The referee may allow a diver to repeat a dive if, in the referee's opinion, there was a significant distraction during the execution of the dive (i.e. a very loud noise). (D 6.14). *See Case Study #5 Appendix 17*

There have been occasions where a sudden scream, a flash of light, movement by spectators or another noticeable distraction has negatively influenced the execution of a dive. The referee must give careful consideration to the situation before allowing a dive to be repeated. The request to repeat a dive must be made by the diver or the diver's representative immediately after the execution of the affected dive (D 6.15).

If a second attempt of the dive is allowed by the referee it is important that the judge's awards for the first attempt be recorded and retained to use in the event that a protest is filed and approved.

5.4 Additional duties during the event

1. When an incorrect dive has been performed or performed in the wrong position or a balk has been declared, the referee must be certain that the proper action has been taken by the secretariat and any other parties concerned.
2. The referee may exclude a diver from the competition if the diver disturbs the event by bad behaviour or other activities. If a member of a team, a coach or an official disturbs an event, the referee may decide that this person shall not be allowed to stay in the competition area for the duration of the event (D 6.26) or for the remainder of the competition.
3. The referee may remove any judge whose judgement is regarded as unsatisfactory and replace him or her with another judge. Such a change of judges shall take place only at the end of a session or a round of dives (D 6.27 and D 6.28).
4. In order to run the competition as fairly as possible, the rules allow the referee to remove an incompetent judge. This is a very serious action and should be done only when obvious bias or incompetence is being displayed by a judge during a competition. The referee should make the change only upon careful consideration and with adequate justification.

5. The referee may find it necessary to interrupt or postpone a portion of the competition due to adverse weather or other unforeseen circumstances. If possible, this should be done after a full round of dives to allow for equal competitive conditions for all divers. If the competition cannot be continued at all, the result will be determined by the Jury of Appeal. (D 6.5 and D 6.6).
6. The referee may give all competitors the right to make a re-start without a deduction of points if a strong wind disrupts the start of a dive. This allowance should only be made for the most extreme wind conditions and preferably be announced before the start of the competition (D 6.7).

5.5 Duties after the event

1. At the end of the contest, the referee should oversee the organisation of final results in co-ordination with the meet secretary to ensure for accuracy. The referee shall confirm the results by signature (D 6.29). This is important at any time but particularly so before releasing the results to Ceremonial and the Media at major meets.
2. In the event a diver qualifies to advance from a session, but then becomes unable to compete due to illness or injury, the referee shall officially declare the diver as unable to continue and the diver ranked immediately below the diver unable to continue will progress to the next session (D 2.1.6).

5.6 Summary

To function as an effective and impeccably fair referee, a referee must:

- Know the rules; understand their purpose; and apply them with common sense.
- Be alert and aware of the general atmosphere in the field of play, always expecting the unexpected, and take action to enforce the rules. Every competition has the potential to bring its own drama.
- Not take his or her eyes off the diver from the moment the referee gives the signal to start until the dive is completed.
- Be in control. Do not be rushed or pushed in any circumstance. A referee in control of himself or herself is in control of the competition, regardless of any crisis that may arise. The manner of its handling can materially add to or distract from the quality of the event.
- Be the team leader. The judging panel acts as a team to arrive at the correct score for each dive. The referee should be the team leader and encourage judges to be aware of their mission to collectively judge each dive.
- As you can see, the referee plays an extremely vital role during a diving competition. The duties described in this chapter should not be taken lightly as the fairness and integrity of a diving contest depends largely on how the referee manages the event.

- Although it is impossible to describe all of the situations that can take place during a competition, as long as the referee understands his or her duties and observes the rules of the contest, the referee should be able to successfully handle any situation that comes along.

Chapter 6. Judging the dive

The starting position, approach and takeoff elements of a dive are closely inter-connected. In addition, the initial stage of the flight is closely related to the takeoff, and the components of the flight largely determine the quality of the entry.

Therefore, in discussions regarding a dive, it is often difficult to isolate where one part ends and the other begins.

Judges are to award points based on their overall impression of the dive. Judges should be aware that penalties associated with the individual parts of dives may or may not be cumulative. The most important factor in judging a dive is the final award given to the whole dive. Applying penalties or values to parts of dives is useful only as a guide. Most good judges are somewhat flexible in the range of their awards and accurate in the comparison of the skills of the divers in the contest. It is very difficult to judge the overall impression of a dive and at the same time account for penalties associated with the individual parts of the dive. To achieve success in this endeavour a judge must see many dives and judge many contests. Studying video and shadow judging are good ways for diving judges to improve their ability to balance overall impression with individual parts of the dive.

6.1 Starting positions

It is stated in subsection D 8.1.2 in the FINA Handbook that “The dive must be considered without regard to the approach to the starting position.” Obviously, this means that judging begins with the starting position. Starting positions vary for standing, running and armstand dives.

Starting position - standing dives

The starting position for standing dives shall be assumed when the diver stands on the front end of the springboard or platform. The body should be straight, head erect with the arms straight forward, to the sides, above the head, or in any position at the option of the diver (see Figure 6.1 a to c).

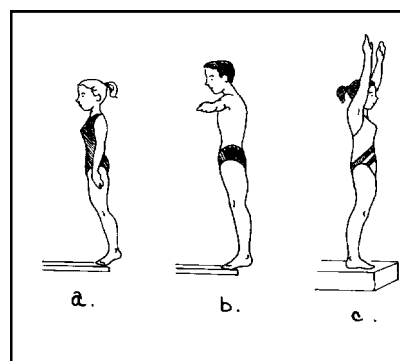


Figure 6.1

Starting position - running dives

The starting position for a forward approach shall be assumed when the diver is ready to take the first step. Again, the body should be straight with the head erect and the arms at the diver's side (see Figure 6.2 a and b).

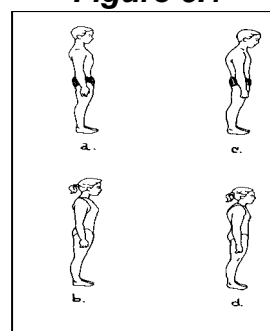


Figure 6.2

Starting position - armstand dives

The starting position for an armstand dive shall be assumed when both hands are on the front end of the platform and both feet are off the platform (see Figure 6.3 a to c). The referee shall declare a balk if any part of the diver's body returns to the platform after the feet have left the platform to begin the armstand or if a diver loses his balance and moves one or both hands from the original position at the end of the platform.

When the second attempt to obtain a balanced position is unsuccessful, the referee shall declare a failed dive. No further attempt shall be allowed (D 6.24). **See Case Study #3 Appendix 10**




Figure 6.3

Starting position - flaws

1. Posture - For standing and running dives, the most common error is poor posture, for example with a forward head and rounded shoulders (see Figure 6.2 c and d above). In these cases, where the correct starting position is not assumed, each judge shall deduct $\frac{1}{2}$ to 2 points according to the judge's individual opinion (D 8.2.3).

2. Unbalanced Position in Armstand – If the diver experiences difficulty getting into a steady and balanced straight position or if a steady balance in the straight position is not shown in the armstand portion before the dive, the judges should deduct from $\frac{1}{2}$ to 2 points (D 8.2.62) (see Figure 6.4).




Figure 6.4

6.2 Approach

A diver's movements during the approach element of a dive vary depending on whether a standing or running dive is being performed. The rule books states "the run shall be smooth, aesthetically pleasing, and in a forward direction to the end of the springboard or platform with the final step being from one foot." (D 8.3.1).

Approach - standing dive

A standing dive commences when the arms leave the starting position (see Figure 6.5 a). When executing forward or backward standing dives, the diver should not rock the springboard excessively before takeoff. Judges may deduct if the rocking affects the overall impression of the dive but should deduct not more than one point for awkward or excessive movements during the armswing or excessive rocking or priming of the springboard. In addition, divers must not double bounce on the end of the springboard or platform before the take-off. A double bounce is defined as a trampolining action similar to a person jumping on a trampoline (see Figure 6.5 b). If a diver should double bounce, the referee shall declare a failed dive. (D 6.16 $\bar{7}$ and D 8.3.4)

The double bounce should not be confused with the "crow-hop" (see Figure 6.5 c). If a diver leaves the springboard or platform for a standing dive with a "crow-hop" during the take-off, the judge shall deduct $\frac{1}{2}$ to 2 points according to his opinion (D 8.2.3). **See Case Study #2 Appendix 10**




Figure 6.5

After assuming the starting position for standing dives, if the diver makes an obvious attempt to start the armswing or press and then stops, a balk shall be declared by the referee, and two points will be deducted from each judge's award. However, the diver has the option to move the arms in various preparatory positions without a balk being declared, as long as there is no obvious attempt to start the press.

Approach - running dives

The forward approach should be smooth, aesthetically pleasing and in a forward direction to the end of the springboard or platform (D 8.3.1)

The importance of this is to ensure the diver's continuous movement toward the end of the springboard or platform. Slight variations of this process, such as a skip step or different size steps, should only be penalised if they seem ungraceful or detract from the overall impression of the approach (see Figure 6.6).

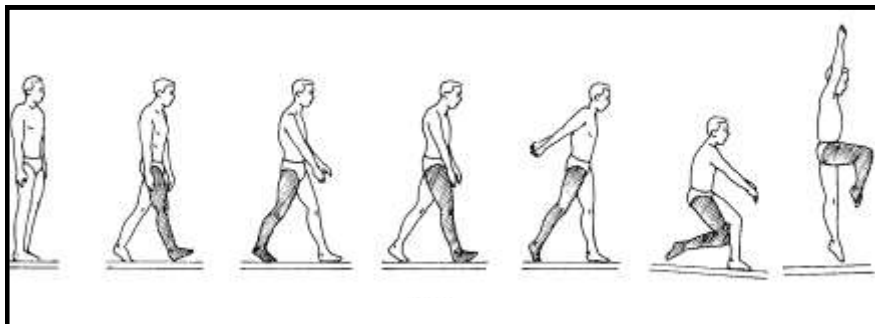


Figure 6.6

The hurdle is described as the jump to the end of the springboard following the approach. The takeoff for the hurdle shall be from one foot only. Both feet shall contact the end of the springboard simultaneously following the hurdle (see Figure 6.7). When the final step is made from two feet or when the diver takes off from one foot from the springboard, the referee shall declare a failed dive. (D8.3.3, D 8.4.3)




Figure 6.7

The following are examples of platform forward approaches (see Figures 6.8 a and b).

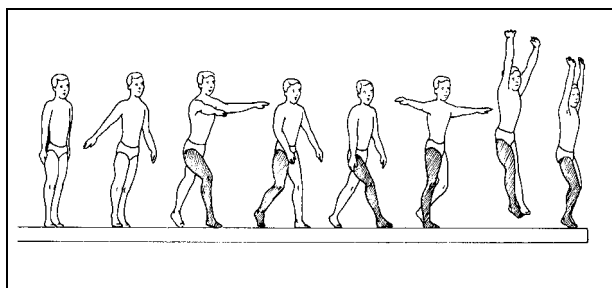


Figure 6.8 a




Figure 6.8 b

When a diver takes his last step before the hurdle at or near the tip of the springboard or platform he is performing a spot hurdle (see Figure 6.9)




Figure 6.9

In the event a diver begins the approach and then stops, the referee, on completion of the second attempt, shall declare a balk, for which two points will be deducted from each judge's award. (D6.22, D 6.23) If the diver balks twice, the referee shall declare a failed dive and no further attempt shall be allowed. (D6.24). In cases of questionable circumstances, the benefit always goes to the diver.

6.3 Takeoff

For the purpose of discussion, the takeoff is considered to be the period of two foot contact with the springboard or platform which follows the hurdle and precedes the flight. In the case of standing springboard takeoffs, it refers to the final depression and recoil of the springboard preceding the flight and, in standing platform takeoffs, to the final downward and upward motion of the body leading to the final contact with the platform. The takeoff determines the speed, angle, height and distance a diver achieves from the springboard or platform (see Figure 6.10 a)




Figure 6.10 a

The takeoff should be bold, confident, and proceed without undue delay. The takeoff should begin from a balanced position at the end of the springboard or platform which allows the diver to obtain reasonable height in the dive at an angle which projects the dive to an acceptable distance from the springboard. The angle of the takeoff varies for each dive. However, all dives have an acceptable range of angles of takeoff that will project the dive to optimum height and distance from the springboard or platform (see Figure 6.10 b and c).


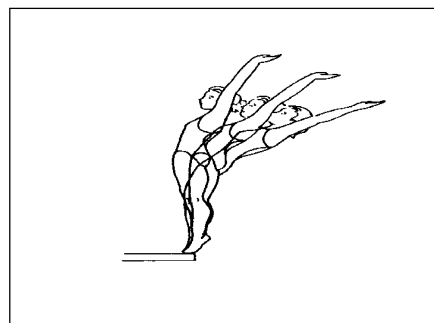


Figure 6.10 b and c



Takeoff - standing dives

For standing dives, the takeoff consists of the arms swinging and the legs pushing to propel the diver up and away from the springboard or platform (see Figure 6.11).




Figure 6.11

Takeoff - running dives

In running dives, the takeoff from the springboard must be from both feet simultaneously, immediately following the hurdle. For a violation of this rule, the referee shall declare a failed dive. (D 8.4.3) For platform dives, the takeoff can be made from one foot.

Takeoff - armstand dives

A judge should begin evaluating an armstand dive as soon as the diver's feet leave the platform. A straight, controlled, vertical, balanced position must be demonstrated before the takeoff begins (see Figure 6.12 a).




Figure 6.12 a

The takeoff from the armstand position may look different depending on the dive being performed. For instance, a diver may fall into a slightly piked position before the hands leave the platform (see Figure 6.12 b) when executing an armstand forward triple somersault (616C). This is done to initiate the somersaulting action for the dive. Likewise, for armstand reverse somersaulting dives, a diver may fall slightly (hands still on platform), then bends the legs and “kick” them into the tuck position as the hands leave the platform (see Figure 6.12 c). Similarly, for a back armstand somersaulting dive, the diver may bend the legs and “kip” them into the tuck or pike position as the hands leave the platform. Whether any points should be taken off for these types of armstand takeoffs is left to the opinion of the judges.

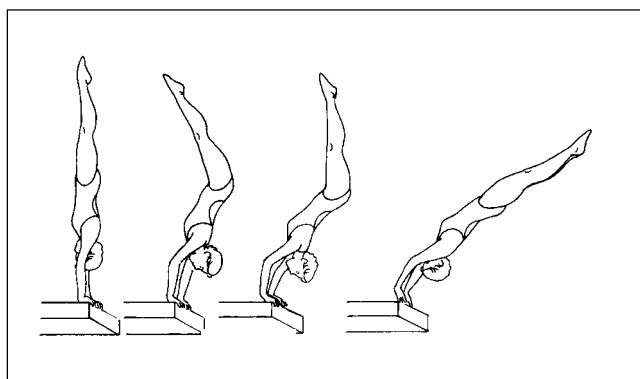


Figure 6.12 b




Figure 6.12 c

Common faults in springboard takeoffs

1. *Back from end of the springboard* - Failure to land on the end of the springboard upon completion of the hurdle is a fault that will often negatively affect the takeoff in height, angle, distance, and clearance and should be penalised from $\frac{1}{2}$ to 2 points, depending upon the judge's opinion (see Figure 6.13). It is quite possible that the effects of this error may negatively affect the remainder of the dive causing additional penalties.




Figure 6.13

2. *Incorrect timing with the springboard* - An indication that the diver is not completely in time or fluid with the springboard occurs when a diver comes down from the hurdle and lands on the springboard in such a way that a loud stomping noise is heard.

Since this detracts from the overall impression of the dive, a deduction could be incurred.

3. *Balance* - The takeoff should be from a balanced position, which allows maximum height and desirable angle of takeoff resulting in correct distance from the springboard. A diver leaning forward with his toes hanging over the end of the springboard is an example of poor balance, and usually negatively impacts the remainder of the dive (see Figure 6.14). Similarly, a diver who is leaning back at the take-off is out of balance and may cause a dive to be too close to the springboard and should also incur a penalty.




Figure 6.14

Judges guide on approach and takeoff

| Fault | Range of deduction | Comments |
|---|---------------------------|---|
| Improper start position | $\frac{1}{2}$ - 2 points | More than 1 point unlikely |
| Double bounce | Failed Dive | Tramplong upon take off is very rare in diving. "Crow-hops" are more common and are not judged as double bouncing. |
| Awkward or ungraceful approach | $\frac{1}{2}$ to 2 points | More than 1 point unlikely |
| Excessive rocking of the springboard for standing take-offs | $\frac{1}{2}$ to 2 points | Some rocking is necessary and natural. More than 3 up/down motions is excessive but unlikely more than 1 point deduction. |
| Armstand balance position - no steady balance - momentary steady balance | $\frac{1}{2}$ to 2 points | Deduct 2 points Deduct $\frac{1}{2}$ to $1\frac{1}{2}$ points |
| Unbalanced take-off | $\frac{1}{2}$ to 2 points | |
| Improper angle of take-off | $\frac{1}{2}$ to 2 points | |

6.4 Flight

A judge must evaluate several different elements during the flight of a dive. The height a diver achieves from the springboard or platform and the distance away from the springboard or platform are two of these elements. Body position is another element. Is a diver's body position correct as defined by the dive being performed? Finally, the overall form of the diver must be considered. Are the diver's toes pointed and the body as tight as it could be? A judge has much to evaluate in those one or two seconds while a diver is in the air.

Height

As mentioned in the takeoff section of this manual, the height a diver achieves on a dive is determined by the takeoff from the springboard or platform. A reasonable amount of height is desirable, keeping in mind the type of dive being performed and the age level of the diver. Lack of height may be caused by poor balance, angle of takeoff, poorly co-ordinated movements, or lack of strength. When a diver fails to reach a reasonable height, points shall be deducted. Where a diver obtains impressive height, it may affect the overall impression of the dive and result in a reward for good technique.

Distance from the springboard or platform

The distance a diver achieves from the springboard or platform is also determined by the takeoff.

There are three different cases:

1. Dive to the side

D 8.5.1 in the FINA Handbook states, "If during the execution of a dive, a diver dives to the side of the direct line of flight, each judge shall deduct according to his opinion" (see Figure 6.15 b). If a diver dives to the side of the springboard in order to prevent hitting the springboard it should be judged more severely than the dive in line with the springboard that hits the end. The diver has committed two errors, diving to the side and coming too close. If "unsafely" close then rule D 8.5.3 would apply.

2. Touch the springboard or platform with feet or hands

D 8.5.2: "If during the execution of a dive, a diver touches the end of the springboard or platform with his feet or hands, each judge shall deduct according to his opinion" (see figure 6.15 a, third picture).

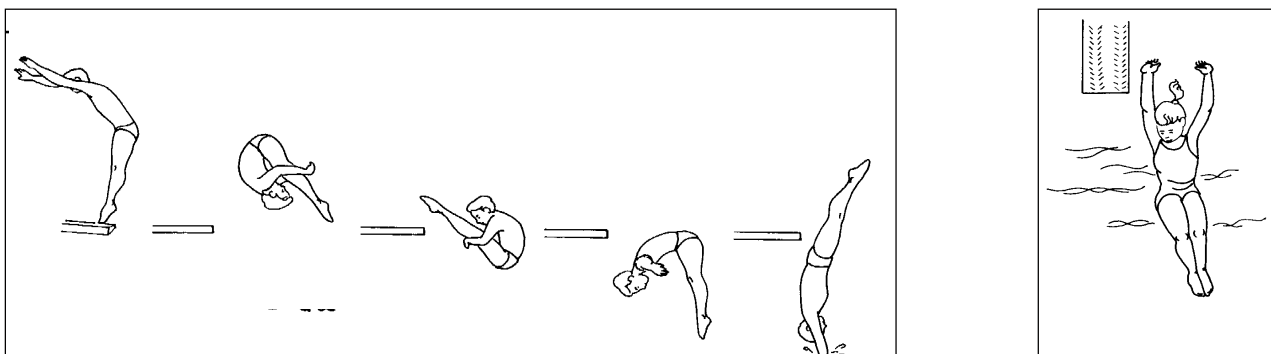
To touch the springboard or platform is in any case a result of bad technique and loss of control. It can influence the flight and the entry and must be penalised.

Sometimes a dive may touch the end of the springboard or platform even though it is not performed "unsafely" close. For example, a diver may brush the springboard or platform with hands or feet as a result of reaching out from the path the body takes when passing the springboard or platform. Obviously, this should result in a smaller deduction if the dive is not seriously affected.

3. Touch the springboard or platform with head

D 8.5.3: "If during the execution of a dive, a diver is unsafely close to the springboard or platform or touches the end of the springboard or platform with his head, the judges shall award up to a maximum of 2 points" (see figure 6.15 a, fourth picture).

To touch the springboard or platform with the head is extremely dangerous and may seriously impact the health of the diver. A judge has a responsibility to indicate that a dive performed "unsafely" close is unsatisfactory and should be considered the same as if the diver has hit the board or platform. In such cases when a diver is "unsafely" close with the head, a maximum of 2 points shall be awarded—even when there is no contact with the springboard or platform.



Body position

During the flight the diver can perform a dive in the straight, pike, tuck, or free position. The position will be determined by the dive the diver has chosen to perform.

Straight Position

In a straight position, the body should be held straight without bending at either the knees or the hips, with the feet together, and toes pointed. The amount of body arch which is acceptable depends on the dive performed and judge's opinion (see Figure 6.16 a - b). The arm placement is the diver's choice (see Figure 6.16 a - b).

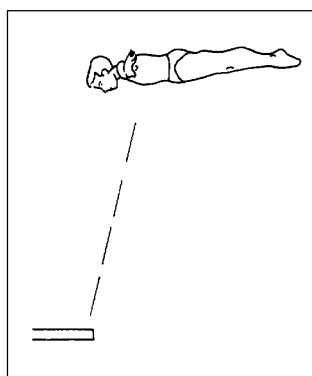


Figure 6.16 a

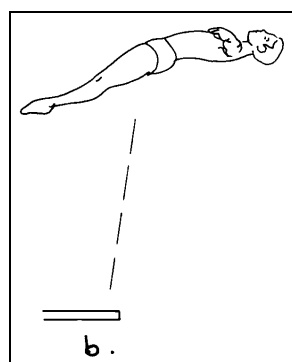


Figure 6.16 b

Common form errors committed by a diver when performing a dive in the straight position include the following:

1. *The body is slightly piked* (see Figure 6.16 c) - This usual inward dives when a diver does not have the necessary rotation to enter the water vertically. To compensate, the diver pikes slightly in rotation. A judge should deduct for this depending on the severity of the pike.

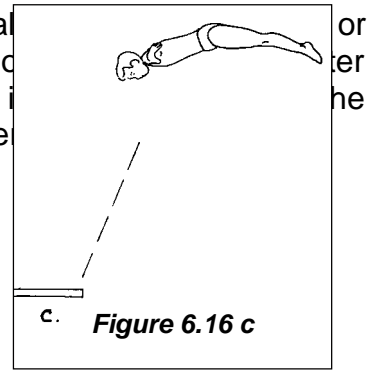


Figure 6.16 c

2. *Excessive arching of the back* (see Figure 6.16 d) - This is more prevalent on back and reverse dives, when the diver does not have the rotation needed to make the dive go in straight. To compensate, the diver arches the back in order to pull the dive around so it enters the water vertically. Again, the more severe the arch, the more severe the deduction. It should be noted that in multiple somersaulting dives in the straight position, such as a back 1½, slightly more back arch is allowable and necessary due to the rotation needed to complete the dive (see Figure 6.17 a).

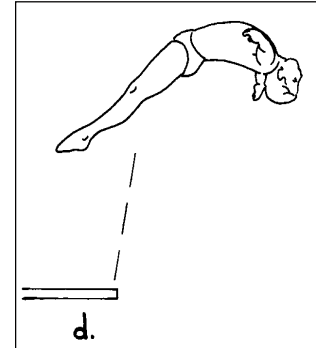


Figure 6.16 d

3. *Bent knees (crimp) in the straight position* - In a dive in the straight position, if the knees are bent, the dive is to be judged on its overall performance and the judges (not the referee) shall deduct ½ to 2 points from their awards, from ½ to 2 points according to their individual opinion. This is more common on multiple spinning dives, such as back and reverse 1½ somersaults straight, where the knees are slightly bent throughout the entire dive (see Figure 6.17 b).

When the knee bend is severe (break in position) the judges should apply Rule D 8.1.5 which states: "When a dive is performed partially in a position other than that announced, the judges shall exercise their own opinion in making their award up to a maximum of 4 ½ points".

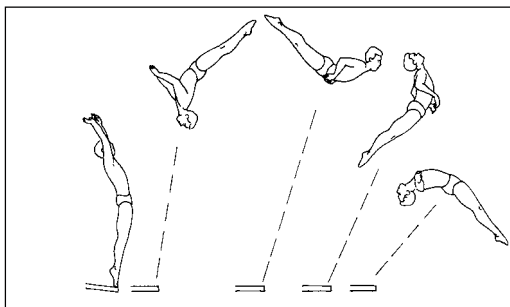


Figure 6.17 a




Figure 6.17 b

Pike Position

In the pike position, the body should be bent at the hips, but the legs must be kept straight at the knees, and toes pointed with the legs together. The pike position should be as compact as possible. Like the straight position, arm placement is dictated by the particular dive or by the choice of the diver (see Figure 6.18 a, b, and c).

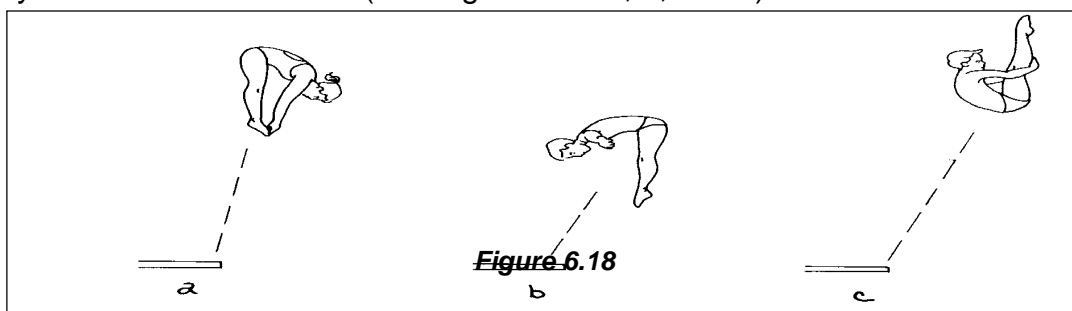


Figure 6.18

Common form errors committed by a diver when performing a dive in the pike position include the following:

1. *Knees and feet open (split) in the pike* (see Figure 6.19 a and b). This is usually done by a diver to either speed up the rotation of the dive or to assist in visual spotting. Following rule D 8.5.2 the judges shall deduct $\frac{1}{2}$ to 2 points for a split pike if the position is not aesthetically pleasing and thus impact the overall impression of the dive.

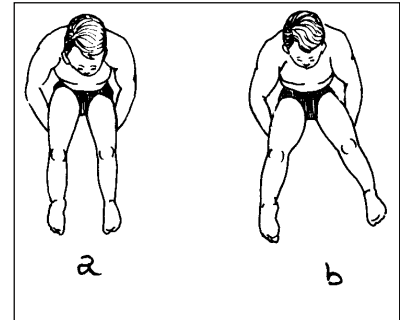


Figure 6.19

Chapter 7. Judging Synchronised Diving

7.1 The history of synchronised diving

Synchronised diving was held at the 1995 FINA World Diving Cup in Atlanta, Georgia, USA, for the first time as an official event on a world-wide level. One year later it was demonstrated at the Atlanta Olympic Games. At the 1997 FINA World Cup in Mexico and the 1998 World Championships in Perth the four synchronised events were part of the official program. In 1997 at the European Championships in Seville, Spain, synchronised diving was held as an official event at continental championships for the first time. Additional opportunities were offered and exhibition events were previously held in the USA, at European Diving Cups, and the 1995 Beijing World Cup. Synchronised diving was already well-known in the USA as a show element in diving in the first part of the 20th century. Synchronised diving became a part of the Olympic programme in 2000 in Sydney as an official diving event at the Olympic Games!

In the FINA Handbook 1996 – 1998 we find for the first time some recommendations for judging synchronised diving. At the Technical Diving Congress held at the FINA World Championships in Perth (1998), the delegates approved the initial synchronised diving, including special judging considerations for synchronised diving. At the Technical Diving Congress held at the FINA World Championships in Fukuoka (2001), some clarifications were approved by the Congress. Major changes to the rules for judging synchronised diving were made at the Technical Diving Congress held in conjunction with the FINA World Championships in Montreal (2005) and Rome (2009). In Rome, rule changes for 2009 – 2013 contemplated having 11 judges to be used for synchronised diving events at the Olympic Games, World Championships and World Cups.

7.2 The written rules concerning synchronised diving and comments

D 3.7.1 The synchronised diving competition involves two competitors diving simultaneously from the springboards or platform. The competition is judged on how the two divers individually perform their dives and how the two divers as a team synchronise their performance.

Comments

- Referees and synchronisation judges should consider a synchronised dive as one dive. This can be confusing since there are two divers who perform dives and the execution of each dive is judged in addition to the two divers being judged for synchronisation. However, the two divers are performing one dive as a team. Thus if one diver should balk and both remain on the board, the 2 point deduction is taken from all judges' awards, including the execution awards for both divers as well as the awards from the synchronised judges.
- If one diver should perform a dive in one position and the other diver performs the same dive in another position, this would be considered a failed dive. Rule D 3.7.5 states "In each round the two divers must perform the same dive (same dive number and same position). Also, rule D 9.8 confirms, "When either or both divers perform a dive other than that announced, the Referee shall declare a failed dive." However, the Referee must use caution when using this rule. The dive in question MUST be clearly and obviously in another position in order to fail the dive. It is always best for the Referee to defer to the judges when there is any question of doubt. **See Case Study # 4 Appendix 10**

- **Further Clarification:** The FINA TDC agrees that Rule D 3.7.5 and D 9.8 shall be applied to synchronised diving in the restrictive way described above. The TDC insists that synchronised dives be the same number and position. They do not want to permit a team to intentionally declare one dive and then do the same dive in a different position only to receive a maximum of 2 points from the execution judges (as specified for individual diving in D 8.1.4) and then benefit from the synchronisation scores.

D 5.2.1 Whenever possible at the Olympic Games, World Championships and World Cups, seven (7) judges shall be used for individual events and eleven (11) judges for synchronised diving events. Five (5) shall judge the synchronisation of the dive, three (3) shall judge the execution of one diver and three (3) the execution of the other diver.

D 7.6 In synchronised diving, when eleven (11) judges are used, the secretaries shall cancel the highest and the lowest judges' awards given for execution for one diver, the highest and lowest judges' awards for execution of the other diver and the highest and lowest judges' awards given for synchronisation. When two (2) or more awards are equal, either of the equal awards may be cancelled

D 7.7 In synchronised diving, when nine (9) judges are used, the secretaries shall cancel the highest and the lowest judges' awards given for execution and the highest and lowest judges' awards given for synchronisation. When two (2) or more awards are equal, either of the equal awards may be cancelled.

Comments

- Using 11 judges is preferred for synchronized diving events because it allows more judges to observe the execution portion of the dive.
- FR 5.3.13.9 demonstrates how 11 judges can be placed on the pool deck within the same space required to place 9 judges.

D 7.10 In synchronised diving, when a judge (execution or synchronised) by reason of illness or any other unforeseen circumstances, has made no award for a particular dive, in an eleven (11) judge panel, the average of the awards of the other two (2) execution judges of the same diver, or the average of the other four synchronised judges, shall be adopted as the missing award. The average award shall be rounded up or down to the nearest half point or whole point. Averages ending in .01 to .24 shall be lost. Averages ending in .25 to .74 shall be rounded to .50. Averages ending in .75 or higher shall be rounded up to the next whole point. In a nine (9) judge panel, the award of the other execution judge of the same diver shall be adopted as the missing award.

Comments

- Judges are part of a team working to evaluate performances fairly. If a judge, whether judging execution or synchronisation, misses any portion of the dive, that judge should alert the referee immediately. Rule D 7.10 provides instruction to the referee and the table officials on how to calculate the scores. This can be particularly important where a technical flaw (such as a break in position) is missed because of lighting or a distraction (such as a camera flash). In cases where a

portion of the dive is not seen clearly, it is best to allow the other members of the judging team who have seen the entire dive to provide the correct score.

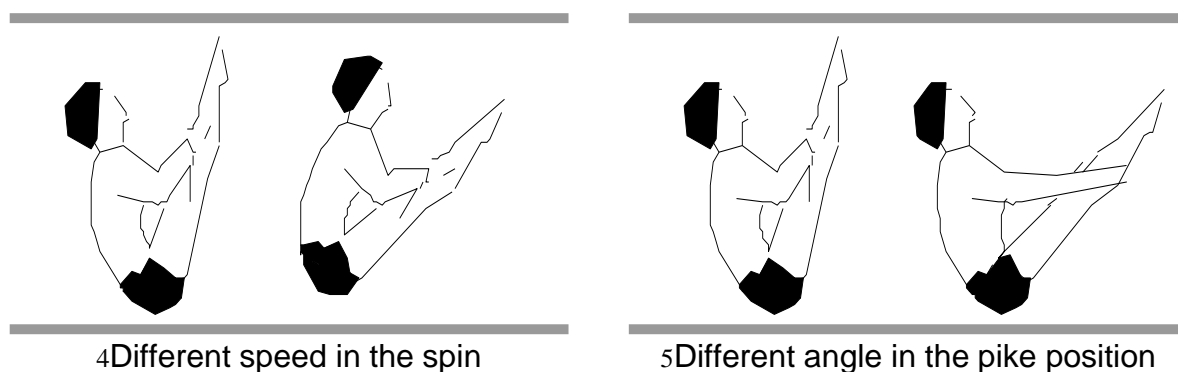
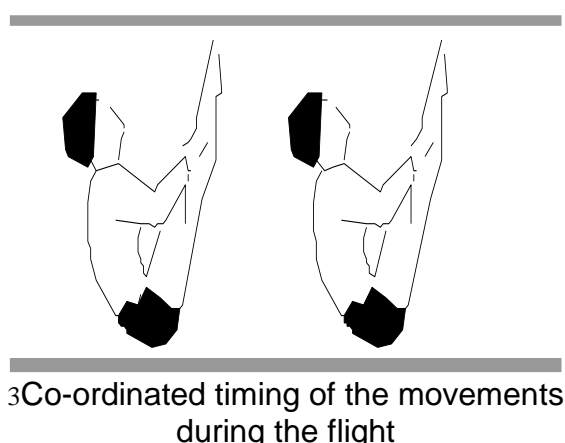
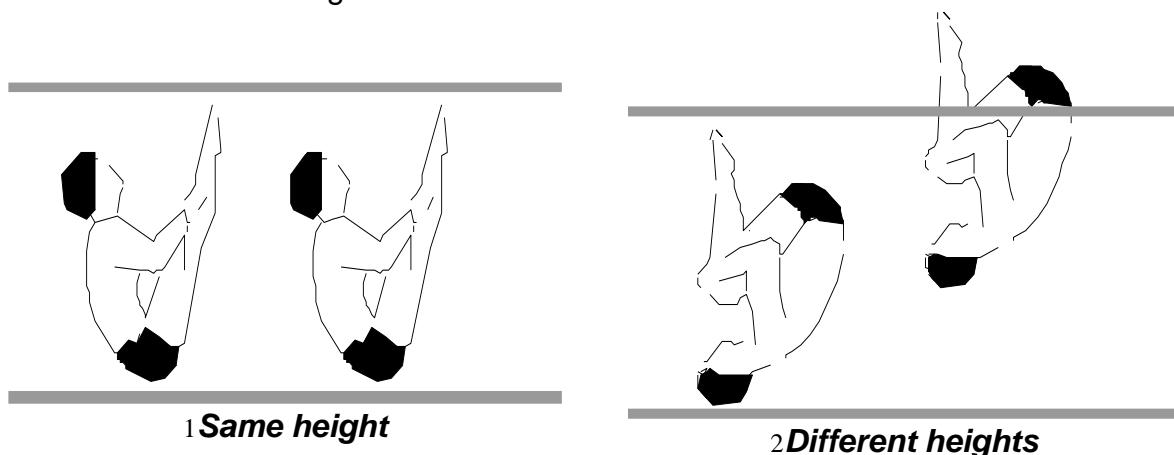
Judging synchronised diving

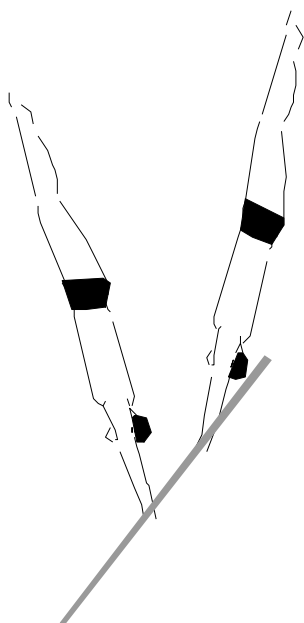
- D 9.2 The rules for judging individual diving shall apply to the execution of dives in synchronised diving, except that where one or both divers perform a dive of a different number or position, other than that announced the Referee shall declare it a failed dive.
- D 9.3 When judging the synchronisation of the divers, the overall impression of the dives must be taken into account the vertical nature of the entry).
Note: The ideal synchronised dive should have all perfectly synchronised elements with a vertical entry. In other words, two perfectly synchronised dives that are both equally short of vertical should not be awarded a “10” as the vertical entry is part of the overall impression of the synchronised dive.
- D 9.7 The execution judges must not be influenced by any factor other than the technique and execution of the dive, not both dives, nor the synchronisation of the divers.
- D 9.8 When either or both divers perform a dive other than that announced, the Referee shall declare the dive a failed dive.
- D 9.9 When an execution judge considers that a dive of a different number has been performed by a diver, the judge shall award zero (0) points notwithstanding that the Referee has not declared it to be a failed dive. If both execution judges of one diver in a nine (9) judge panel or all three (3) execution judges in an eleven (11) judge panel, award zero (0) points, the Referee shall declare it a failed dive. If the Referee declares a failed dive, zero (0) points are awarded by all nine (9) or eleven (11) judges.

Comments

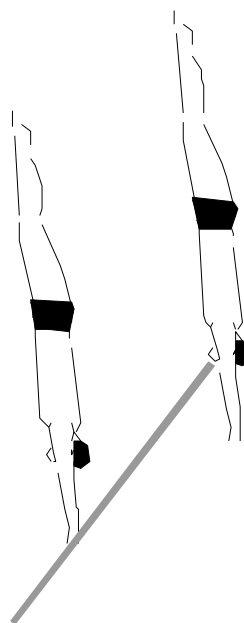
- If judging execution, try to see your diver only. If you can say after the competition: “I didn’t realise that it was a synchro event.” you were well concentrated appropriately on your task!
 - Although it is the intention to treat it as a single dive for the team, the individual diving rules are to be applied when judging execution. For example, if one diver enters the water with his or her arms in an incorrect position, the execution judges for that diver shall deduct from $\frac{1}{2}$ - 2 points in accordance with D 8.6.5.
- D 9.4 The factors to be considered in judging synchronisation are:
- the starting position, the approach and the take-off, including the similarity of the height,
 - the co-ordinated timing of the movements during the flight,
 - the similarity of the vertical angles of the entries,
 - the comparative distance from the springboard or platform of the entry,
 - co-ordinated timing of the entries
- D 9.5 If either diver enters the surface of the water before the other diver leaves the springboard or platform, the Referee shall declare it a failed dive.

- D 9.11 If all the synchronisation judges award zero (0) points, the Referee shall declare it a failed dive.
- D 9.10 The synchronisation judges must not be influenced by any other factor other than the co-ordinated performance of the two divers and not the execution of either dive.
- D 9.12 When any of the following faults are shown, each synchronisation judge shall deduct from $\frac{1}{2}$ to 2 points, according to his opinion, for the lack of:
- Similarity of the starting position, approach, take-off or height,
 - Co-ordinated timing of the movement during the flight,
 - Similarity of the vertical angles of the entries,
 - Comparative distance from the springboard or platform of the entry,
 - Co-ordinated timing of the entries.

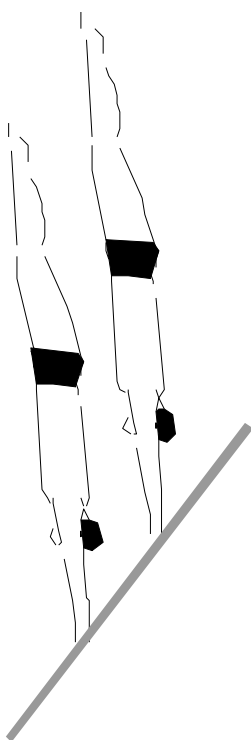




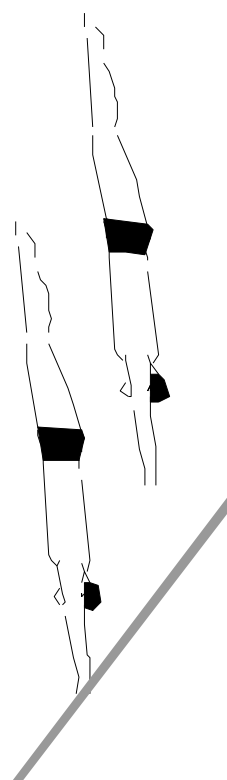
Differences in the angles of the bodies at the entries



Difference in the distance to the board or platform at the entries



Perfect timing of the entries



Difference in the co-ordinated
Timing of the entries

Comments

As a guideline it is helpful for the judge who is judging synchronisation to judge the overall impression of synchronisation and to apply the same scale as on individual dives.

For example:

- | | |
|----------------------------------|-------------------|
| · excellent synchronisation | 10 points |
| · very good synchronisation | 8.5 to 9.5 points |
| · good synchronisation | 7.0 to 8.0 points |
| · satisfactory synchronisation | 5.0 to 6.5 points |
| · deficient synchronisation | 2.5 to 4.5 points |
| · unsatisfactory synchronisation | 0.5 to 2.0 points |
| · no synchronisation (failed) | 0 points |

The judge should memorise the impressions in the different parts of a dive:

Same height, slightly different spin, same angle at entry, but big differences concerning distance from the board, excellent co-ordinated timing of the entries = 7.0.

Big Differences in the take-off and no co-ordination during the flight, absolutely same angles and distance at the entry, at least 1 ½ m difference of distance in the timing at the entry (3m board) = 5.0.

Where was the second diver? = **10.0!**

Chapter 8. Organisation of an International Diving Competition

8.1 Officials

Organisers of international diving competitions need, in principle, the following officials or functions (of which some of course can be combined):

- a) Head of organisation
- b) Main secretary
- c) Chief of accommodation
- d) Chief of requisites
- e) Chief of transportation
- f) Chief of ceremonies
- g) Chief of finances
- h) Press officer
- i) Interpreters
- j) First aid personnel
- k) Doctor
- l) Referee/s
- m) Announcer/s
- n) Judges (including reserves)
- o) Diving secretaries
- p) Computer technicians
- q) Secretary for the adding machine (if manual secretariat is used)
- r) Personnel to handle the photocopier
- s) Personnel to handle the manual tables (if such are used)
- t) Boys / girls (young divers) for the distribution of results and for other assistance
- u) Prize awarding officials and assisting personnel.

8.2 Equipment and requisites

- a) At least two 1-m springboards and two 3-m springboards (the level and anchoring of the boards should be inspected at least one week before the arrival of the participants) and one diving board in reserve in case one breaks;
- b) A satisfactory non-slip surface with a sharp (90 degrees) front edge on all platforms and preferably a wind cover on the 10-m platform in outdoor facilities;
- c) Surface agitation which can be directed at different angles and with adjustable water pressure or a device with air bubbles;
- d) Higher water temperature, preferable 29 - 30 degrees Celsius (84 - 86 degrees Fahrenheit) but never less than 26 degrees C (79 degrees F);
- e) Good lighting in indoor pools (600 lux one metre above water surface, 1500 lux for Olympics and World Championships);
- f) Warm room, warm shower, or warm water pool so close to the diving facilities that the divers can go there between each dive during the event;
- g) For Olympic Games and World Championships, the host facility must provide a trampoline with spotting equipment and a hot tub. It is preferred that there be two trampolines and a dryland area with a springboard and a platform take-off into foam landing pits (FR 6.4).
- h) Barriers behind the springboards so that nobody except divers can pass there during the event;

- l) Chairs for the judges (at least 2m above the water level for 3m and platform competition and normal chairs for 1m competitions) with numbers the front and back of each chair,
- j) Chairs or similar for the participants and for the coaches, placed so that the coaches can see the dives from the side and assist the divers during the event;
- k) Table and chairs for the secretariat and the referee, placed so that the referee can see the dives from the side and fairly close to the announcer;
- l) For outdoor competitions, rain cover for the secretariat, coaches and participants, and rain cover or rain coats for the judges;
- m) Microphone and loud speaker (with a megaphone in reserve if the loud speaker breaks down);
- n) Music tape / CD and a tape recorder / CD player for the parades, flags and national anthems for the victory ceremonies;
- o) A box near the diving tower where the divers can submit their list of dives;
- p) A display board near the diving tower for information to judges, coaches and divers;
- q) Coffee, water, and other beverages for the judges and secretaries;
- r) Awards platform and medals or other prizes for the participants;
- s) Programme for the spectators and programme and other written information for the press;
- t) A meeting room for main officials close to the diving pool with lockers and letter boxes;
- u) Diving forms, whistle, and a rule book for the referee. Diving forms and composition of the judging panel for the announcer;
- v) Diving forms, 4 rapid calculators, and pencils for the manual secretaries;
- w) Computer, printer, adding machine (for manual secretariat), photocopier, and paper for the printer and the photocopier;
- x) A manual board for the display of the dive number and position (serves as reserve if an electronic scoreboard is used);
- y) Electronic scoreboard for the display of the diver's awards and the diver's total points.
- z) Water and / or other beverages and snacks for the divers and coaches.

8.3 Invitation

It is an obvious advantage for the guests to be well informed at an early stage. The invitation to the contest should therefore contain the following information:

- a) Date and place for the contest;
- b) Deadline for entries and the address to which entries should be sent;
- c) The financial conditions for participation;
- d) Dates of expected arrival and departure;
- e) Event qualification limits;
- f) Competition format (Olympic format, tournament system, etc.);
- g) Preliminaries or direct finals and number of finalists;
- h) Programme schedule;
- i) Time for training;
- j) Time and place for the technical meeting;
- k) Expected clothing for referees and judges;
- l) Outdoor or indoor pool;
- m) Type of boards (Duraflex Maxiflex B, etc.);
- n) Height of available platforms;
- o) Name, address, telephone number, and fax number of the hotel(s);
- p) Hotel prices for single and double rooms with breakfast, half pension, and full pension;
- q) Name, address, telephone number, and fax number of the pool;

- r) Names of invited clubs / countries;
- s) Visa regulations if any.

8.4 Information upon arrival

Upon arrival all leaders, coaches, and divers should receive written information about the following:

- a) Same information as in f), g), h), l), j), and k) under point 8.3 above;
- b) Names and working tasks of main officials, and where they can be reached;
- c) Names of all participants;
- d) Diving forms and information where and when to deliver them;
- e) Transport between hotel and pool;
- f) Times for breakfast, lunch, and dinner;
- g) Where, when, and with whom to clear up the finances;
- h) Time and place for the farewell party and transportation to and from the party;
- l) General information about the town and a map with hotel and pool marked.

8.5 Hotel and meals

All participants should, if possible, be placed in the same hotel, and the hotel should be situated as close to the pool as possible. The hours for breakfast and lunch must be flexible so that every diver can eat when it suits him best in relation to the contest. Dinner can be served for all participants at a fixed time if it is served after the contest. The participants should not be forced to have lunch at the hotel if the distance between the pool and the hotel is far. Many divers prefer to have lunch in the pool or in its neighbourhood.

8.6 Transportation

If the pool is not situated within walking distance, the organisers should have buses available. The buses should depart every fifteen minutes in the morning, at lunch, and before each event, and preferably every thirty minutes during the rest of the day.

All participants should be informed about transportation times. Alternatively, each team can have its own bus or car and, thus, decide its own times. In case the local public transport means have to be used, the participants should be informed about timetables, number of the buses / trams and ticket price. There should be a Head of transportation to give service and information; he is also responsible for the transportation of the teams from and to the airport / railway station upon arrival and departure.

8.7 Training

For Olympic Games and World Championships, the pool shall be open for training not less than eight days before the competition (BL 9.2.3). For other competitions it is recommended that the pool be open for training at least three days before competition.

It is recommended that the pool opens at 0700 hours. During a competition day, the pool must be open when no competition is in progress. Thus, the pool must be available for training before, between, and after the diving competitions and cannot, for example, be closed for cleaning during day time. The diving pool shall also be open for training during

preliminary swimming competitions in the swimming pool, but not during swimming finals and medal matches in water polo.

If the competition will be televised and extra spotlights are used for that purpose, the spotlights must be turned on during training in order to permit the divers to become accustomed to the light.

It is not recommended that the divers are divided into training groups with special hours for each club / country unless it is a very big event and in that case the training hours should be "rotated".

8.8 Contest hours

The first section of the contest should never start before 0930 and preferable not before 1000 hours. The pause between the contest in the morning and in the afternoon / evening should be as long as possible. If the contest takes place outdoors, the afternoon section must not start so late that it may be getting dark by the end of the contest. If it is uncertain whether the light will be sufficient through two competitions, the platform event should take place before the springboard event.

8.9 Technical meeting

At the technical meeting the following should be discussed:

- a) Confirm that the entered divers will start (and assist the speaker by checking the correct pronunciation of the names), preferably using a computer and projector and making corrections with the assistance of the applicable federation representative; alternatively, if a projector is not available, all changes should be reviewed at the completion of the session to ensure completeness;
- b) Decide the start order by drawing of lots, preferably using a computer random generation program if available;
- c) Give information as to how and when the list of dives should be submitted;
- d) Where applicable, introduce the FINA delegate, other FINA members, local administrators, and name the Jury of Appeal;
- e) Check that the entered judges will officiate and if they are available for all events;
- f) Appoint judges (including at least one reserve judge for each event) or inform when and how the judges will be appointed if they have not been appointed before the meeting (neutral judges for semi-final and final competitions);
- g) If the double panel system is used, remind judges that the change will be after three rounds of dives;
- h) Give information as to how the judges should be dressed and when and where they are to assemble before each event;
- i) If electronic equipment is used, give instruction as to how the touch pads work;
- j) Give information about the ceremonies (opening ceremony, introduction of divers in each event, introduction of judges, victory ceremonies) and explain the pool premises with the help of a map;
- k) Give information about training on competition days, including closing time for non competitors in the actual event and closing time for competitors;
- l) Give information about future meetings and social events during the competition days;
- m) Check if there are any changes in the teams' departure times;

- n) Give general information about the contest and provide an opportunity to ask questions;
- o) If the technical meeting is held in the presence of a representative from FINA or for some continental or other international body within diving, the meeting can also be used for exchange of views and information about decisions and plans that concern the international diving family.

If there are seats enough, it is advisable to invite the divers to take part in the technical meeting. That is the easiest way to gather and inform everyone at the same time.

8.10 Final preparations before the contest

At numerous competitions a number of technical and other problems occur during the first event. This should be avoided. It is an offence to the competitors in that event to use it as a test competition. Therefore, special attention should be paid to the final preparations before the first contest:

- a) Check the diving forms at such an early stage that there is time enough left to contact the divers if corrections must be made and, at computerised competitions, time enough to write the series into the computer program and check them. A printout and posting of the list of dives should be done as quickly to give the divers the opportunity to check for accuracy
- b) Check the loud speaker at least one day before the contest and again some hours before the contest;
- c) Check the positions and the number of the judges' chairs (the closest chair on each side in line with the front edge of the springboard / platform and the chairs numbered clockwise in accordance with FR 5.3.12 and FR 5.3.13);
- d) A rehearsal with the judges is compulsory. The function of the touch pads should be demonstrated at the technical meeting but that is not sufficient. The complete electronic system must be tested in the pool with the judges seated in the judges' chairs. They shall not only practice entering various awards with full and half points (including 0, 0.5 and 10 points) but also deleting and substituting for already entered awards. This rehearsal, which preferably should be organised during a training session for the divers early on the first day of competition also has the purpose to check that the number of each touchpad corresponds to the number on the judges' chairs, and that the connection functions between both the touch pads and the computer and between the computer and the scoreboard.
- e) Check that the surface agitation works satisfactorily;
- f) Run a test contest of some 15 minutes during the training some hours before the first event on the first day, pretending that the dives performed in training are competitive dives and check that all officials are performing their task and that all equipment and requisites are available and functioning ;
- g) Post a list near the tower containing the divers' start order, a list of their dives if available, and the names of the judges;
- h) Check that all officials are present 15 minutes before the start;
- i) Advise the divers by loud speaker 10 minutes before the start and then again one minute before the start;
- j) If a contest is to start at a certain hour, the first dive should be made exactly at that hour.
- k) Announce the participants' names, start order, and the names of the judges three minutes before the beginning of the contest. If participants and judges are to parade, this should be done at the latest 10 minutes before the contest.

8.11 The announcer and the referee

The duration of diving events, especially the preliminaries, is often considered a major problem and mainly depends on the time required for the secretarial and computer work (and television replays). There are two key officials: the announcer and the referee. If each of them uses 2 - 3 seconds per dive more than necessary, the total duration of the competition is considerably affected at big events.

The announcer should not make a pause after having announced the awards or points of the previous dive; he should immediately announce the next dive. The same goes for the referee; he should make the comparison with the divers' list of dives and the electronic scoreboard during the announcement and give his signal immediately after the announcement.

Concerning the announcer, it is further advisable that he announces the diver's name and club / country in the first round but only the name in the following rounds. As to the announcement of dives, time can be saved in the preliminaries by not mentioning the DD, by verbally announcing only the dive number and position (e.g. 101 A) instead of the complete dive description, by not announcing the dive verbally when dive number and position are shown on the scoreboard, and / or by not reading the judges' awards when they are shown on the scoreboard.

At international contests, the announcer is expected to speak the language of the host country. Final results, however, must be announced in the host language and one of the FINA official languages (English or French).

8.12 Secretariat at contests with electronic system

If the competition is computerised and the judges awards and calculations are run electronically, the following should be observed.

- a) If the computer software automatically gives the DD when entering the dive number and position and if the DD does not correspond to the DD written by the competitor, don't take it for granted that the DD given by the computer is correct. It often happens that the diver has written a correct DD but a wrong dive number or a wrong position. Consequently, ask the referee to contact the diver and clear up any inconsistencies.
- b) When checking that the correct dives have been entered into the computer programme, don't trust reading from the monitor. It is much easier to observe mistakes if you make a printout on paper and compare the printed list with the competitors' original diving forms.
- c) According to FINA Rule D 7.1, two independent secretariats should work during a diving competition. When a computer system is used, that system fulfils the tasks of the first secretariat. At such a competition, the second secretariat must be prepared for a possible breakdown of the computer.- When this occurs procedures described in 8.13 below shall be followed. As it must be assumed that the computer calculates correctly there is no reason for these secretaries to make any calculations; registration of the figures is sufficient. (The reason for using three secretaries recording awards is that two can have different figures in which case a comparison can be made with the figures registered by the third secretary.)
- d) The referee shall check that the correct dive is displayed on the electronic scoreboard. For this purpose he must compare the displayed number with a copy of the diver's original diving form. A printout of the computer list may not be used by the referee since

the number shown on the scoreboard is identical with the printout from the computer and the computer list may be different from the original diving form.

- e) When the judges have entered their awards on their touch pads, the referee (or assistant referee) shall check the awards on the monitor before giving a signal to the computer technician to send the awards to the scoreboard. As judges sometimes press the wrong button without observing it or without knowing how to correct it, the referee should always follow this control procedure in order to prevent obviously wrong awards from being shown on the scoreboard. It is much more complicated and takes much more time to make corrections when the awards have already been shown on the scoreboard. Therefore, it is important to check strange awards in advance by asking the judge concerned. However, if the awards already have been shown on the scoreboard, a correction should only be granted if it is obvious that a judge has pressed the wrong button. This procedure should not be used by judges who simply regret their award and try to adjust when they see the awards of the other judges. Example: If a judge has given 0.5 when the others have given 5 or 5.5, a correction should be granted, but not if the judge has given 4.5.

8.13 Secretariat at contests with manual system

At a contest without an electronic system for judges and calculation, it is recommended that the secretariat consist of the following 9 persons placed in the following order:

A B C D E F G H I

- A = Announcer. Reads the name and dive from the divers' list of dives.
- B = Records the awards on a set of divers' list of dives. Secretary B continuously writes down all the judges' awards during the competition and keeps them "in reserve" in case secretaries C and I have different notations concerning the awards given on a dive as observed by secretary F.
- C = Records the judges' awards on a set of divers' list of dives and draws a line through (scratches out) the appropriate high and low awards. Passes diving form to D
- D = Adds and records the remaining awards, uses a calculator to multiply the sum of the awards by the degree of difficulty, and records this total on the diving sheet. Passes diving form to E.
- E = Adds this new score for the dive to the running total for this diver. Passes diving form to F.
- F = Compares the diving forms received from E and G to determine if they match. If they do not match then determines on which form the error has occurred and makes the appropriate correction. If the recorded awards are different on the two forms then goes to recorder A's diving form to determine which awards are correct and makes the appropriate changes. Returns diving forms to secretaries C and I.
- G = Has the same duties as secretary E. Passes diving form to F.
- H = Has the same duties as secretary D. Passes diving form to G.
- I = Has the same duties as secretary C. Passes diving form to H.

8.14 Results

The results should always be posted and distributed to all leaders and coaches, immediately after each session and after each event. Use the youngsters for the distribution. The results should also be put in a special file after the whole contest and be

distributed to the same persons. The team manager should get two copies, one for him personally and one for his club or federation.

In order to give a rapid result service, the following is necessary:

- a) The result lists should be written during the contest and that principle should be followed also when the secretarial work is done manually.
- b) The copying should be done during the contest, which means that the distance between the secretariat and the photocopier must be short,
- c) The complete file of the results should be put in every day and immediately after each contest of the last day so that only a few lists remain to be put in-after the last contest. (At many competitions the complete result files are not even finished by the time of the farewell party, simply because the filing work was not started until the last day.)

8.15 Press and public service

Diving needs good publicity. Therefore, appoint a special contact person for the press who is a diving expert and preferably speaks more than one language. He should contact the press long before the contest, gather the journalists before the contest, and give them written information and data about the divers. Write a simple description of the diving rules and rules for judging and hand it over to the journalists. Print the same description in the programme for the public. Arrange a press conference after each contest and see to it that the best divers and their coaches are then present. Let the contact person also instruct the photographers about how, where, and when they may take photographs during the contest. Remind them that there are to be no flash cameras during the competition.